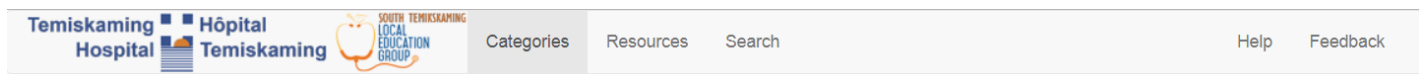


Categories – Sorting Through and Relevant Documents

2018-05-30

Sorted alphabetically, categories and sub-categories are organized in what we determined to be the most intuitive and efficient way to browse the system’s Mental Health and Social Services resources.

1. At the end of every category or subcategory list will be a tab named “*View all resources under this category*”. Clicking this will list any and all resources associated with the parent category

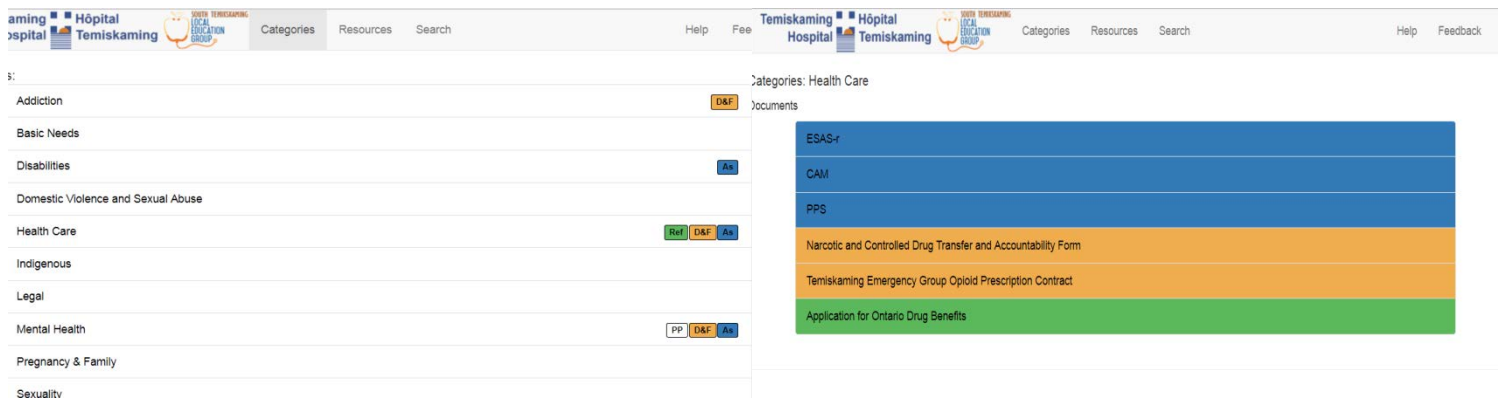


Categories: Mental Health

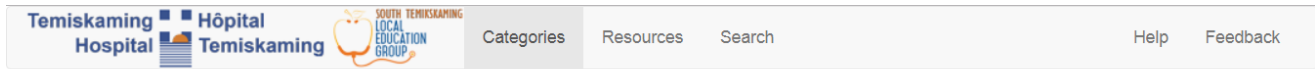
Is the individual in distress, struggling, or just feel they can't cope anymore?

Adult	As
Child & Youth	M&G As
Geriatric	As
<i>View all resources under this category.</i>	

2. Some categories host associated documents (see Legend for details on document types). If multiple documents are associated, clicking on these coloured icons will open a page listing all the category’s associated documents. These are generally documents that are **Not** specific to an individual resource.



- When drilling down into the subcategories, the parent categories remain available at the top left menu.



Categories: Mental Health / Child & Youth

Crisis
Helpline
In-Patient
Out-Patient & Community Services
<i>View all resources under this category.</i>

Note: If there are no subcategories within the listed category, clicking on the category will open its associated resources. Reference the Resources help file for more details.

